

# Candle prayers



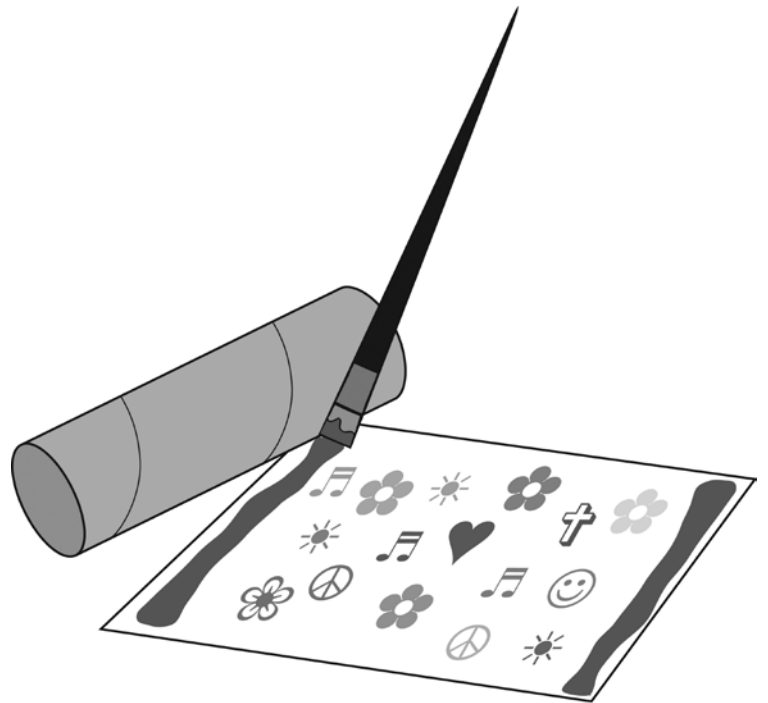
Make candle prayers for Advent. Use a rectangular sheet of paper that is the size of a toilet paper roll and follow the illustrations below. As you're creating your candle, offer a prayer for the Advent season, for someone in need, or for yourself. Glue your paper rectangle on the roll and display your beautiful artwork. Write a word or other reminder on the candle to remember your prayer.

## You will need:

- One toilet paper roll
- One piece of white paper
- Sparkles, sparkle glue, or felt pieces
- Glue
- Yellow felt
- Scissors
- Watercolor paint set

## What to do:

1. Start with a rectangular white paper that is 6 in / 16 cm x 4 ¼ in / 11 cm.
2. Write your prayer on the paper. Then decorate it with sparkles, sparkle glue, or felt pieces. Or use watercolor paints.
3. Wrap the decorated paper around a toilet paper roll and glue it in place.
4. Cut a flame from yellow felt and glue it just inside the top of the roll.



**Christians light candles at Christmas time as a symbol of the light of Christ. Egyptians made candles as early as 3,000 BCE. However, in the time of Jesus, people in Palestine used lamps, not candles.**

